

Submittal Data: SC-18CC-UM / SC-18Z-UM 18,000 BTUH Ceiling Cassette Heat Pump System

Job Name	Location	Date
----------	----------	------

Purchaser	Engineer
-----------	----------

Submitted To	For	<input type="checkbox"/> Reference	<input type="checkbox"/> Approval	<input type="checkbox"/> Construction
--------------	-----	------------------------------------	-----------------------------------	---------------------------------------

Unit Designation	Schedule No.
------------------	--------------

- GENERAL FEATURES**
- Multi-Speed Fan
 - 4-way Discharge Air
 - Internal Condensate Drain Pump
 - Wireless Remote Controllers
 - Power Failure Recovery
 - Sentry Condensate Overflow Protection
 - Decorative Grille (Included)
 - Grille SKU: SC-CC-GRILLE-18K


System Ratings

Cooling		
Rated Capacity		17,100 BTU/H
Capacity Range		5,400-18,700 BTU/H
Power Input (Max)		1,750 W
SEER		16.0
EER		10.1
Heating at 47° F		
Rated Capacity		18,400 BTU/H
Capacity Range		4,700-22,200 BTU/H
Power Input (Max)		1,900 W
HSPF		9.0
COP		2.7
Heating at 17° F		
Rated Capacity		9,900 BTU/H
Operating Range		
Cooling	(Max)	118°F (48°C)
	(Min)	0°F (-18°C)
Heating	(Max)	75°F (24°C)
	(Min)	0°F (-18°C)
Refrigerant Piping Data		
Gas Pipe Size (OD)		1/2-in
Liquid Pipe Size (OD)		1/4-in
Connection Method		Flared
Factory Charge		49.6 oz
Additional Charge		0.3 oz/ft
Pre-Charge Length		25-ft
MAX Refrigerant Pipe Length		164-ft
MIN Refrigerant Pipe Length		10-ft
MAX Refrigerant Pipe Elevation		49-ft

Indoor Unit Data

Fan Motor	Output Power	1/5HP
	FLA	0.5 A
Airflow		
	Cooling Wet (Lo/Hi)	353/445 CFM
	Heating Dry (Lo/Hi)	353/445 CFM
Air Throw (max)		11.5 ft
Sound Level		
	Cooling (Min/Max)	37/46 dB(A)
	Heating (Min/Max)	37/46 dB(A)
Dehumidification		0.85 pt/hr
Condensate Drain Lift (Height)		33 in
Power Supply	(Dedicated Circuit: Size Per Local Code)	
	Normal Operational Voltage	208/230 V, 1 Phase, 60 Hz
	Voltage Range	187 - 253 V
	MCA	1.0A
	MOCP/Breaker Size	15A
Communication Wire Size		18-2 AWG / 300V THHN

Outdoor Unit Data

Compressor		DC Inverter Driven Rotary
	RLA	12.0 A
Refrigerant Type		R410A
Fan Motor	Output Power	1/6HP
	FLA	1.5 A
Sound Level		
	Cooling/Heating	56/56 dB(A)
Power Supply	(Dedicated Circuit)	
	Normal Operational Voltage	208/230 V, 1 Phase, 60 Hz
	Voltage Range	187 - 253 V
	Main Supply Wire Size	10 AWG
	MCA	15.9 A
	MOCP/Breaker Size	25 A

SYSTEM FEATURES

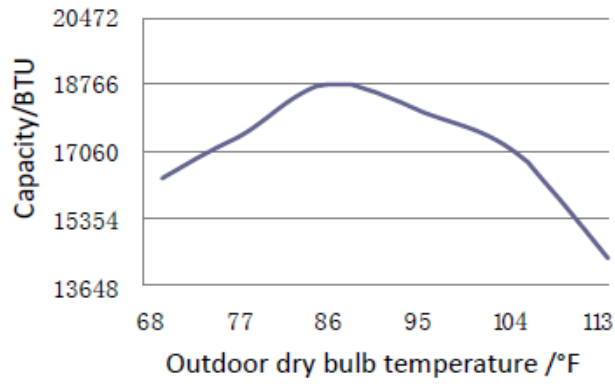
Inverter Type	G10
Ultra Low Frequency Torque Control	Yes
Power Factor Correction	Yes
Compressor Type	Rotary
Refrigerant Type	R410A
Basepan With Electric Heater	YES
Compressor With Electric Heater	YES
Outdoor Fin Coating	Acrylic Resin
Intelligent Defrosting	YES
Intelligent Preheating	YES
Low Voltage Startup	YES
Memory/Power Failure Recovery	YES
Self Diagnosis	YES
Low Ambient Cooling	YES
Internal Condensate Pump	YES
XK60 (Opt) Wired Controller Interface	YES
Wi-Fi Interface	NO
Indoor Fan Type	Centrifugal
Multi Fan Speeds	3 Speeds
LED Display Indoor Unit	YES
Advance Filter	NO
Auxiliary Electrical Heater	NO
Ventilation (Outdoor Air)	Optional

REMOTE CONTROLLER FUNCTIONS

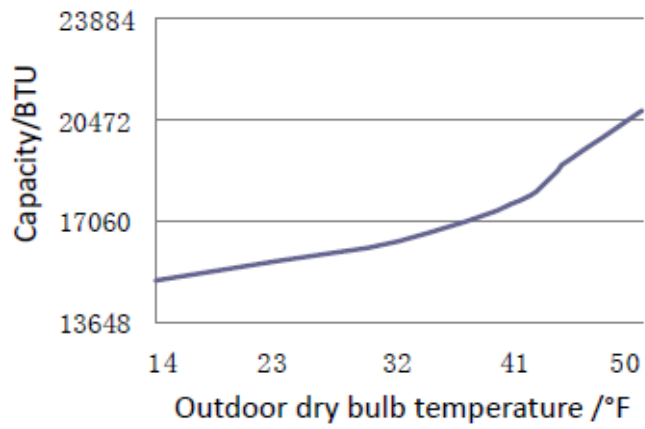
Auto Mode	YES
Auto Fan	YES
Auto Swing (Continuous Sweep)	YES
Adjustable Swing Louvers (5 pos.)	YES
Clock on Remote Controller	YES
Dry Mode	YES
Dry Anti-Mildew (X-Fan) Mode	YES
Energy Saving Mode	NO
Dirty Filter Alert	NO
I Feel Function	YES
Lock on Remote Controller	YES
Quiet Mode	NO
Room Temperature Display (5 sec.)	YES
Sleep Mode	YES
Timer Mode	YES
Turbo Mode	YES
Display On/Off Control	YES
Freeze Guard Mode	YES

EXTENDED RATINGS

COOLING PERFORMANCE

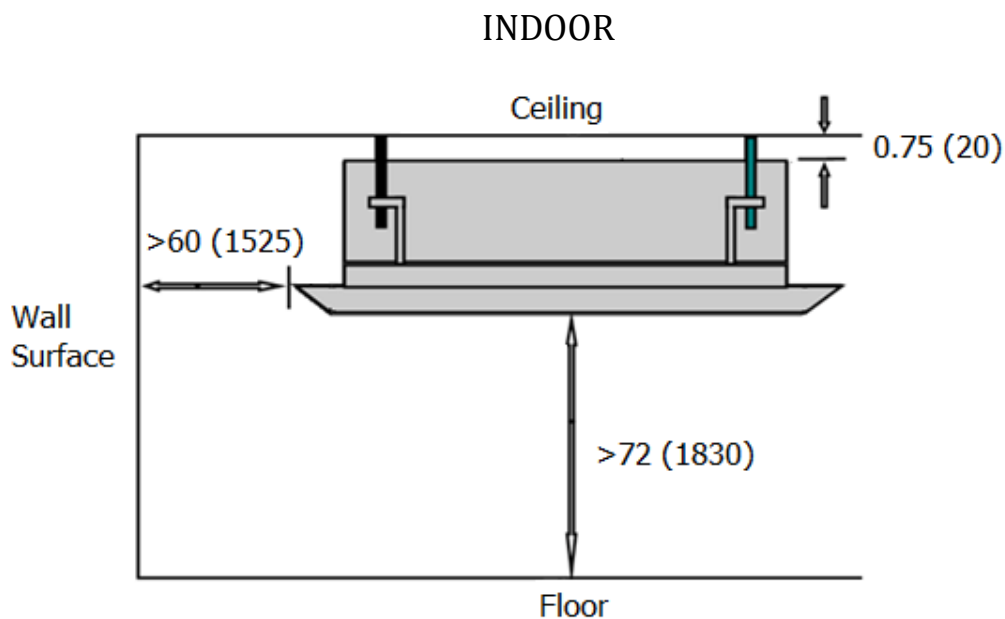


HEATING PERFORMANCE



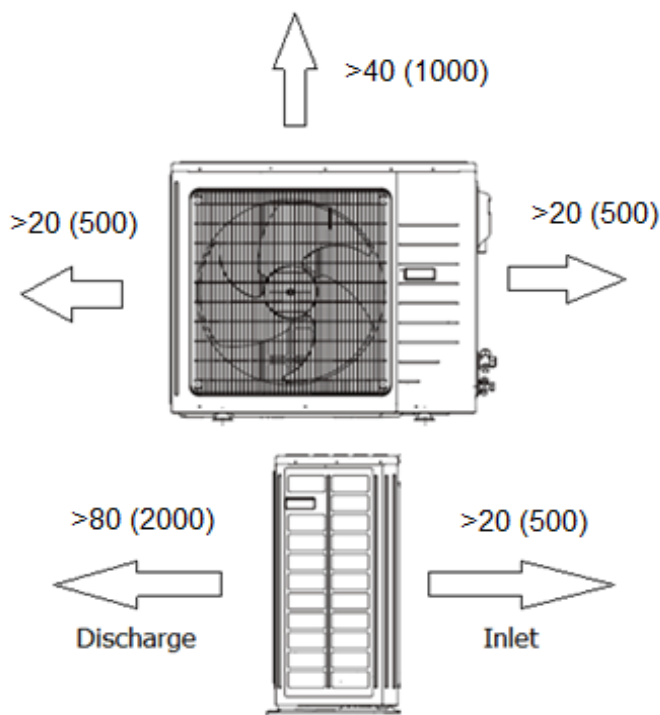
MINIMUM SPACING REQUIREMENTS

Units: inch (mm)



Units: inch (mm)

OUTDOOR

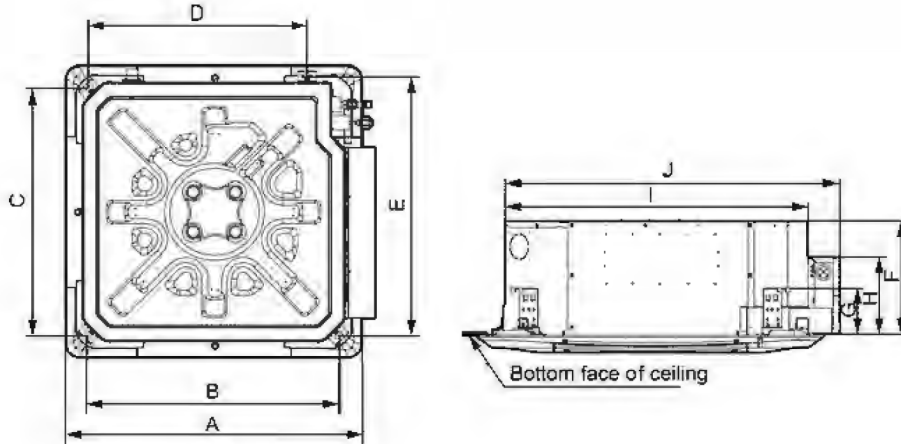


DIMENSIONAL SPECIFICATIONS

SC-18CC-UM

INDOOR UNIT DIMENSIONS & WEIGHTS

Units: inch (mm)

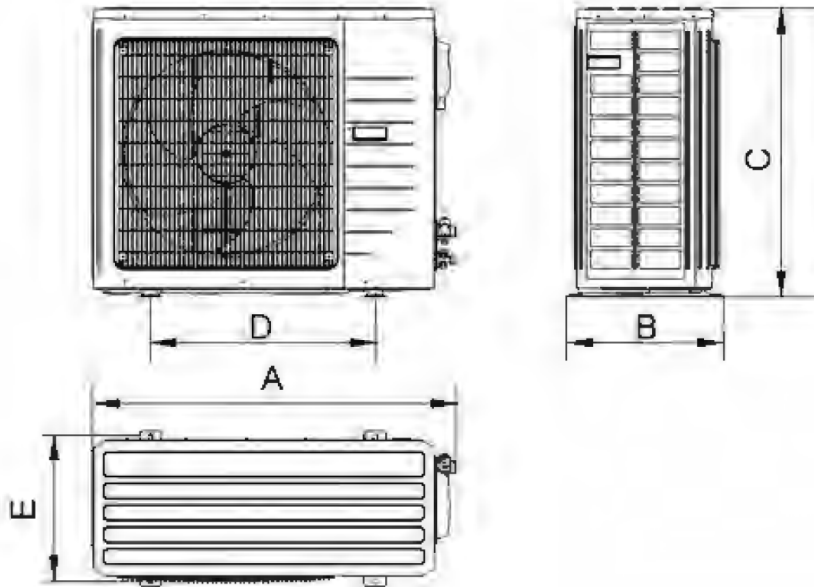


	A	B	C	D	E	F	G	H	I	J
in	26-3/8	22-1/2	22-1/2	19-1/2	23-5/8	9-1/2	5-1/5	9-1/4	23-1/2	26-1/5
mm	(670)	(570)	(570)	(495)	(600)	(240)	(140)	(236)	(595)	(665)

Net Weight	44.0 lbs	Liquid Line Valve	1/4-in OD Flared
Shipping Weight	52.8 lbs	Gas Line Valve	1/2-in OD Flared
		Drain Connector	1-in OD

OUTDOOR UNIT DIMENSIONS & WEIGHTS

Units: inch (mm)



A	37-5/8 (955)
B	15-1/2 (395)
C	27-1/2 (700)
D	22 (560)
E	14-1/8 (360)

Net Weight	105.6 lbs	Liquid Line Valve	1/4-in OD Flared
Shipping Weight	114.4 lbs	Gas Line Valve	1/2-in OD Flared

Notes:

1. Recommended Communication Wire Type 18-2 AWG Stranded Copper THHN 300V Wire.
2. Power wiring size must comply with applicable national and local codes for both ID and OD dedicated circuits.
3. Test conditions are based on AHRI 210/240.

Specifications are subject to change without notice. Manufacturer reserves the right to discontinue or modify specifications or designs without notice or without incurring obligations. All rights reserved.